



अमृत महा आवास अभियान २०२२-२३

दैनिक प्रगती अहवाल : १४.०५.२०२३

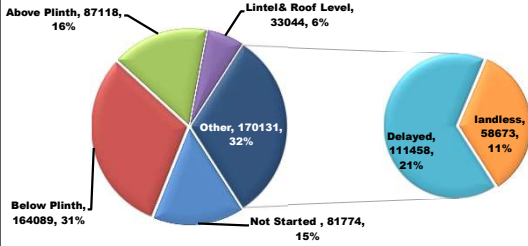
प्रधानमंत्री आवास योजना ग्रामीण – मंजूरी, पूर्ण घरकुले, हप्ते वितरण, भूमिहीन, आर्थिकदृष्ट्या अपुर्ण
राज्य पुरस्कृत ग्रामीण आवास योजना – मंजूरी, पूर्ण घरकुले, हप्ते वितरण, आर्थिकदृष्ट्या अपुर्ण

योजना	एकूण मंजूरी	दैनिक मंजूरी	एकूण पूर्ण	दैनिक पूर्ण घरकुले	दैनिक पहिला हप्ता वितरित	दैनिक दुसरा हप्ता वितरित	दैनिक तिसरा हप्ता वितरित
प्रधानमंत्री आवास योजना ग्रामीण	१४०९५७६	०	१०४३९९१	६२	५१२	१६१२	१७०२
राज्य योजना	५६४९६४	२	४०५६५९	१६	१९५९	१२०८	११९६
एकूण	१९७४५४०	२	१४४९६५०	७८	२४७१	२८२०	२८९८

PMAY-G Completion Progress Bar

74.1%

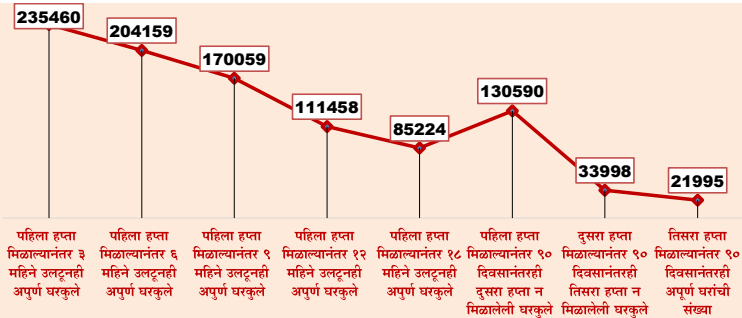
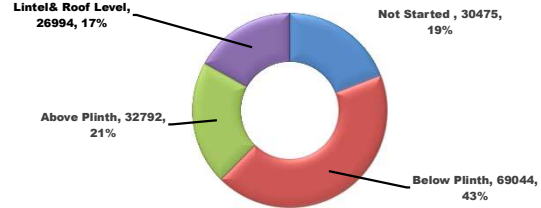
PMAY-G: Incomplete Houses bifurcation



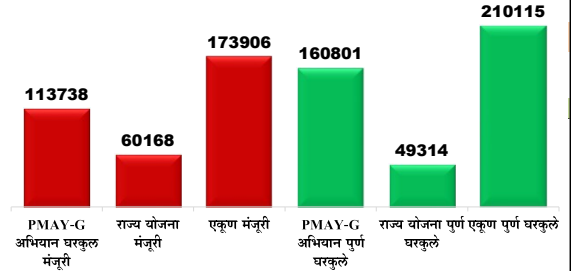
State Schemes Progress Bar

71.8%

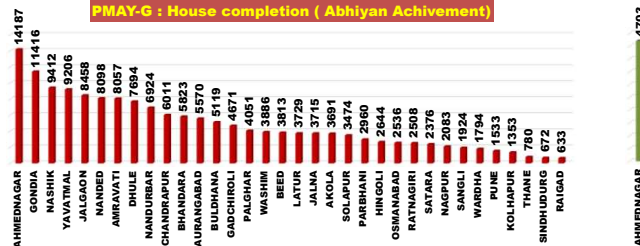
State Schemes: Incomplete Houses bifurcation



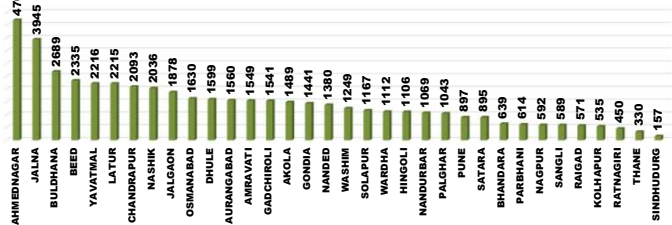
Abhiyan Achievement Day 175



PMAY-G : House completion (Abhiyan Achievement)



State Schemes : House completion (Abhiyan Achievement)

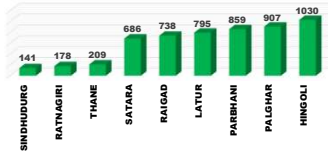


राज्य व्यवस्थापन कक्ष- ग्रामीण गृहनिर्माण

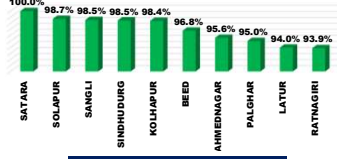
४ था मजला, दक्षिण कक्ष, सिडको भवन, सीबीडी बेलापूर, नवी मुंबई - ४०० ६१४.

Top and Bottom Ten Districts

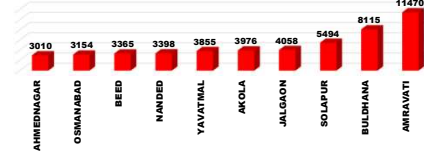
PMAY-G Delayed Houses TOP 10 Dist.



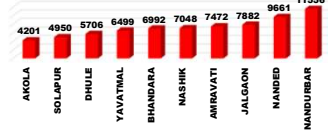
State Schemes Sanction TOP 10 Dist.



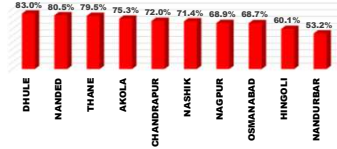
PMAY-G Remaining 1st Installments Bottom 10 Dist.




PMAY-G Delayed Houses Bottom 10 Dist.



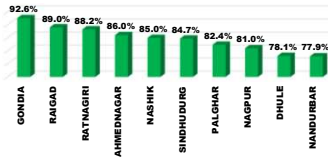
State Schemes Sanction Bottom 10 Dist.



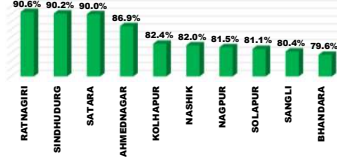
PMAY-G Remaining 2nd Installments Bottom 10 Dist.



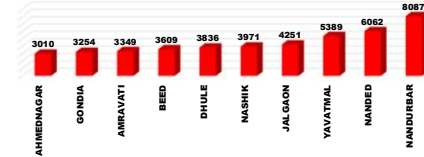
PMAY-G Completion TOP 10 Dist.



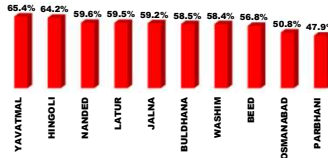
State Schemes Completion TOP 10 Dist.



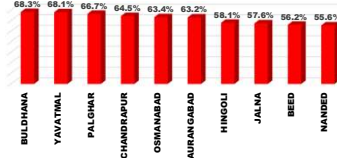
PMAY-G Remaining 3rd Installments Bottom 10 Dist.



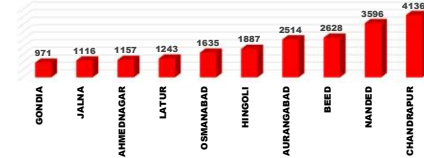
PMAY-G Completion Bottom 10 Dist.



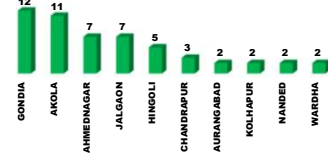
State Schemes Completion Bottom 10 Dist.




State Schemes Remaining 1st Installments Bottom 10 Dist.



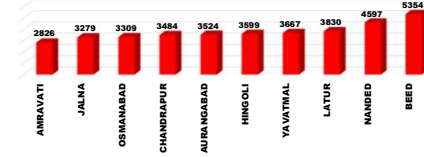
PMAY-G Daily Completion Top 10 Dist.



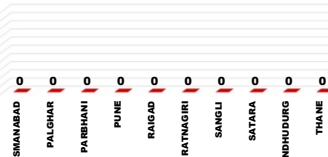
State Schemes Daily Completion Top 10 Dist.



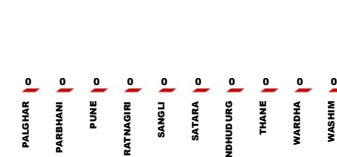
State Schemes Remaining 2nd Installments Bottom 10 Dist.



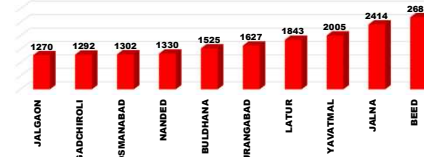
PMAY-G Daily Completion Bottom 10 Dist.



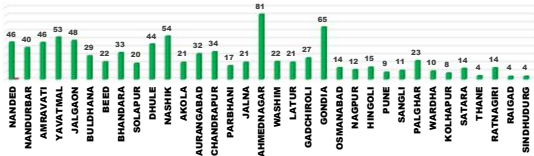
State Schemes Daily Completion Bottom 10 Dist.



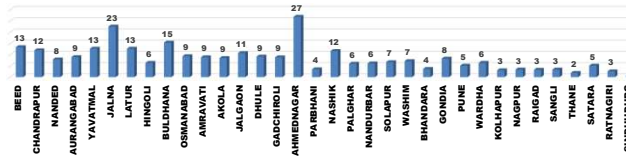
State Schemes Remaining 3rd Installments Bottom 10 Dist.



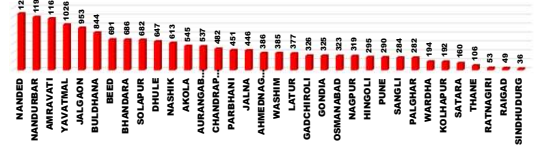
PMAY-G : Current Pace of Completion Per Day (Abhiyan)



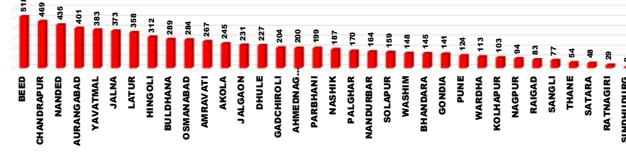
State Schemes : Current Pace of Completion Per Day (Abhiyan)



PMAY-G Required Pace of Completion Per Day



State Schemes Required Pace of Completion Per Day



प्रधानमंत्री आवास योजना ग्रामीण - मंजूरी (PWL+Awaas Plus)

Sr. No.	Division	Target (PWL+Awaas Plus)	13.05.2023	14.05.2023	Daily_Achievement	Remaining
1	NASHIK DIV.	414860	413654	413647	0	1213
2	AMRAVATI DIV.	274791	274304	274304	0	487
3	AURANGABAD DIV.	238003	237302	237302	0	701
4	NAGPUR DIV.	291913	291234	291234	0	679
5	KONKAN DIV.	69834	69613	69613	0	221
6	PUNE DIV.	124450	123481	123476	0	974
Total		1413851	1409588	1409576	0	4275

Sr. No.	District	Target (PWL+Awaas Plus)	13.05.2023	14.05.2023	Daily_Achievement	Remaining
1	AHMEDNAGAR	60791	60756	60756	0	35
2	AKOLA	48792	48778	48778	0	14
3	AMRAVATI	95514	95266	95266	0	248
4	AURANGABAD	36740	36514	36514	0	226
5	BEED	35310	35253	35253	0	57
6	BHANDARA	64981	64922	64922	0	59
7	BULDHANA	44752	44713	44713	0	39
8	CHANDRAPUR	43096	42958	42958	0	138
9	DHULE	64999	64917	64917	0	82
10	GADCHIROLI	31703	31615	31615	0	88
11	GONDIA	96493	96141	96141	0	352
12	HINGOLI	18109	18083	18083	0	26
13	JALNA	24038	24023	24023	0	15
14	KOLHAPUR	17659	17646	17646	0	13
15	LATUR	20679	20493	20493	0	186
16	NAGPUR	37007	36991	36991	0	16
17	NANDED	69533	69463	69463	0	70
18	NANDURBAR	119607	118959	118959	0	648
19	NASHIK	89735	89683	89683	0	52
20	OSMANABAD	14506	14411	14411	0	95
21	PALGHAR	35376	35188	35188	0	188
22	PARBHANI	19088	19062	19062	0	26
23	PUNE	20541	20527	20527	0	14
24	RAIGAD	9830	9820	9820	0	10
25	RATNAGIRI	9890	9872	9872	0	18
26	SANGLI	21813	21641	21641	0	172
27	SATARA	15342	15268	15268	0	74
28	SINDHUDURG	5133	5133	5133	0	0
29	THANE	9605	9600	9600	0	5
30	WARDHA	18633	18607	18607	0	26
31	WASHIM	20390	20362	20362	0	28
32	YAVATMAL	65343	65185	65185	0	158
33	SOLAPUR	49095	48399	48394	-5	701
34	JALGAON	79728	79339	79332	-7	396
Total		1413851	1409588	1409576	0	4275

Remaining Sanction RANK

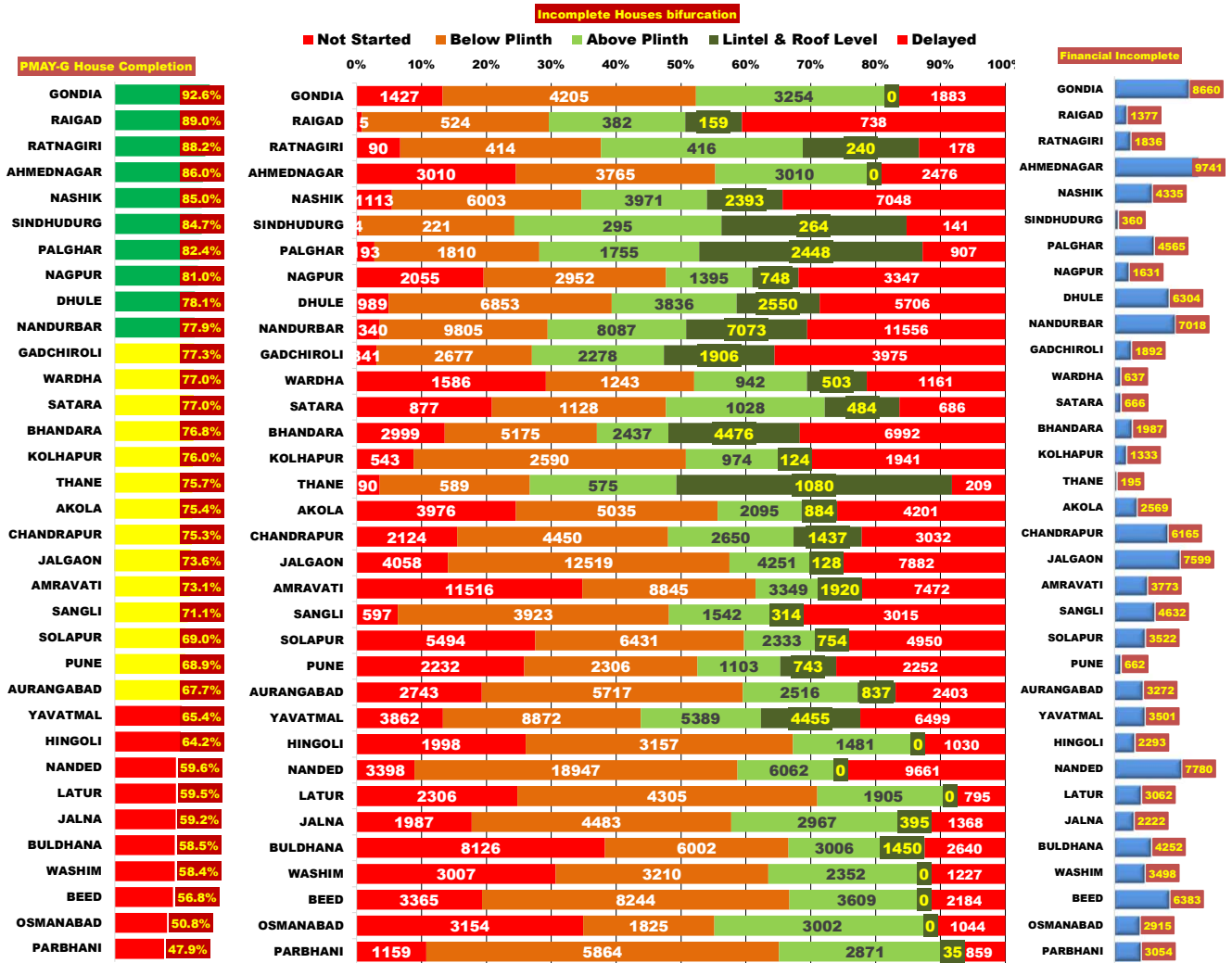
SINDHUDURG	0
THANE	5
RAIGAD	10
KOLHAPUR	13
AKOLA	14
PUNE	14
JALNA	15
NAGPUR	16
RATNAGIRI	18
HINGOLI	26
PARBHANI	26
WARDHA	26
WASHIM	28
AHMEDNAGAR	35
BULDHANA	39
NASHIK	52
BEED	57
BHANDARA	59
NANDED	70
SATARA	74
DHULE	82
GADCHIROLI	88
OSMANABAD	95
CHANDRAPUR	138
YAVATMAL	158
SANGLI	172
LATUR	186
PALGHAR	188
AURANGABAD	226
AMRAVATI	248
GONDIA	352
JALGAON	396
NANDURBAR	648
SOLAPUR	701

प्रधानमंत्री आवास योजना - ग्रामीण : भूमिहीन लाभार्थी अहवाल

Sr. No.	District	Google Sheet Report			AwaasSoft Report			
		Total Landless	Provided land	Remaining	Landless beneficiaries tagged in AwaasSoft	Landless beneficiaries provided land	Remaining Landless	Remaining Tag (provided land)
1	DHULE	18	18	0	18	18	0	0
2	GADCHIROLI	8	8	0	8	8	0	0
3	NANDURBAR	0	0	0	0	0	0	0
4	PALGHAR	11	11	0	11	11	0	0
5	RAIGAD	6	6	0	6	6	0	0
6	RATNAGIRI	23	23	0	23	23	0	0
7	SINDHUDURG	420	420	0	420	420	0	0
8	KOLHAPUR	257	257	0	257	227	30	30
9	THANE	127	74	53	127	60	67	14
10	NANDED	362	277	85	362	242	120	35
11	GONDIA	2450	2450	0	2450	2327	123	123
12	BEED	212	101	111	212	72	140	29
13	SANGLI	431	143	288	418	145	273	-2
14	PARBHANI	332	15	317	331	54	277	-39
15	SATARA	1309	598	711	1301	630	671	-32
16	NASHIK	1824	1475	349	1803	1023	780	452
17	HINGOLI	1713	787	926	1713	466	1247	321
18	CHANDRAPUR	2791	1463	1328	2745	1486	1259	-23
19	JALNA	1413	165	1248	1374	85	1289	80
20	WARDHA	2819	1284	1535	2828	1334	1494	-50
21	NAGPUR	5134	3397	1737	5023	3422	1601	-25
22	JALGAON	22872	21026	1846	22906	20973	1933	53
23	PUNE	2925	992	1933	2924	885	2039	107
24	LATUR	2044	255	1789	2310	258	2052	-3
25	OSMANABAD	2470	104	2366	2470	56	2414	48
26	YAVATMAL	3437	1119	2318	3674	1253	2421	-134
27	BHANDARA	5825	3230	2595	5666	3231	2435	-1
28	WASHIM	3477	883	2594	3443	865	2578	18
29	AURANGABAD	3328	1779	1549	3290	288	3002	1491
30	AHMEDNAGAR	7762	4828	2934	7759	4451	3308	377
31	AKOLA	7074	3842	3232	7367	3903	3464	-61
32	SOLAPUR	7960	2595	5365	7228	1410	5818	1185
33	BULDHANA	15085	8586	6499	15213	7582	7631	1004
34	AMRAVATI	21721	11392	10329	21559	11392	10167	0
	Total	127640	73603	54037	127239	68606	58633	5367

प्रधानमंत्री आवास योजना ग्रामीण - पूर्ण घरकूले

Sr. No.	Division	Sanction	13.05.2023	14.05.2023	Daily Achievement	Remaining	Avg. Completed Per Day From 20.11.22 to Today	To be Completed in Per Day till 05.06.23
1	NAGPUR DIV.	291234	239908	239926	18	51308	182	2332
2	NASHIK DIV.	413647	330173	330189	16	83458	267	3794
3	AMRAVATI DIV.	274304	187101	187116	15	87188	171	3963
4	AURANGABAD DIV.	237302	140616	140626	10	96676	189	4394
5	PUNE DIV.	123476	88079	88082	3	35394	61	1609
6	KONKAN DIV.	69613	58052	58052	0	11561	49	526
Total		1409576	1043929	1043991	62	365585	919	16618



प्रधानमंत्री आवास योजना ग्रामीण - पूर्ण घरकूले

Sr. No.	District	Sanction	13.05.2023	14.05.2023	Daily_Achievement	Remaining	Aug. Completed Per Day From 20.11.22 to Today	To be Completed in Per Day till 05.06.23
1	GONDIA	96141	88982	88994	12	7147	65	325
2	AKOLA	48778	36777	36788	11	11990	21	545
3	AHMEDNAGAR	60756	52260	52267	7	8489	81	386
4	JALGAON	79332	58369	58376	7	20956	48	953
5	HINGOLI	18083	11597	11602	5	6481	15	295
6	CHANDRAPUR	42958	32347	32350	3	10608	34	482
7	AURANGABAD	36514	24700	24702	2	11812	32	537
8	KOLHAPUR	17646	13413	13415	2	4231	8	192
9	NANDED	69463	41406	41408	2	28055	46	1275
10	WARDHA	18607	14331	14333	2	4274	10	194
11	YAVATMAL	65185	42612	42614	2	22571	53	1026
12	AMRAVATI	95266	69681	69682	1	25584	46	1163
13	BEED	35253	20040	20041	1	15212	22	691
14	GADCHIROLI	31615	24437	24438	1	7177	27	326
15	NANDURBAR	118959	92653	92654	1	26305	40	1196
16	NASHIK	89683	76202	76203	1	13480	54	613
17	SOLAPUR	48394	33381	33382	1	15012	20	682
18	WASHIM	20362	11891	11892	1	8470	22	385
19	BHANDARA	64922	49835	49835	0	15087	33	686
20	BULDHANA	44713	26140	26140	0	18573	29	844
21	DHULE	64917	50689	50689	0	14228	44	647
22	JALNA	24023	14221	14221	0	9802	21	446
23	LATUR	20493	12203	12203	0	8290	21	377
24	NAGPUR	36991	29976	29976	0	7015	12	319
25	OSMANABAD	14411	7316	7316	0	7095	14	323
26	PALGHAR	35188	28982	28982	0	6206	23	282
27	PARBHANI	19062	9133	9133	0	9929	17	451
28	PUNE	20527	14143	14143	0	6384	9	290
29	RAIGAD	9820	8743	8743	0	1077	4	49
30	RATNAGIRI	9872	8712	8712	0	1160	14	53
31	SANGLI	21641	15391	15391	0	6250	11	284
32	SATARA	15268	11751	11751	0	3517	14	160
33	SINDHUDURG	5133	4349	4349	0	784	4	36
34	THANE	9600	7266	7266	0	2334	4	106
Total		1409576	1043929	1043991	62	365585	919	16618

राज्यपुरस्कृत आवास योजना ग्रामीण - मंजूरी

Sr. No.	Division	Target	13.05.2023	14.05.2023	Daily_Achievement	Remaining
1	AMRAVATI DIV.	110069	94710	94712	2	15357
2	KONKAN DIV.	34744	31496	31496	0	3248
3	PUNE DIV.	65859	63380	63380	0	2479
4	NASHIK DIV.	141552	111546	111546	0	30006
5	AURANGABAD DIV.	200327	168224	168224	0	32103
6	NAGPUR DIV.	118430	95609	95606	0	22824
Total		670981	564965	564964	2	106017

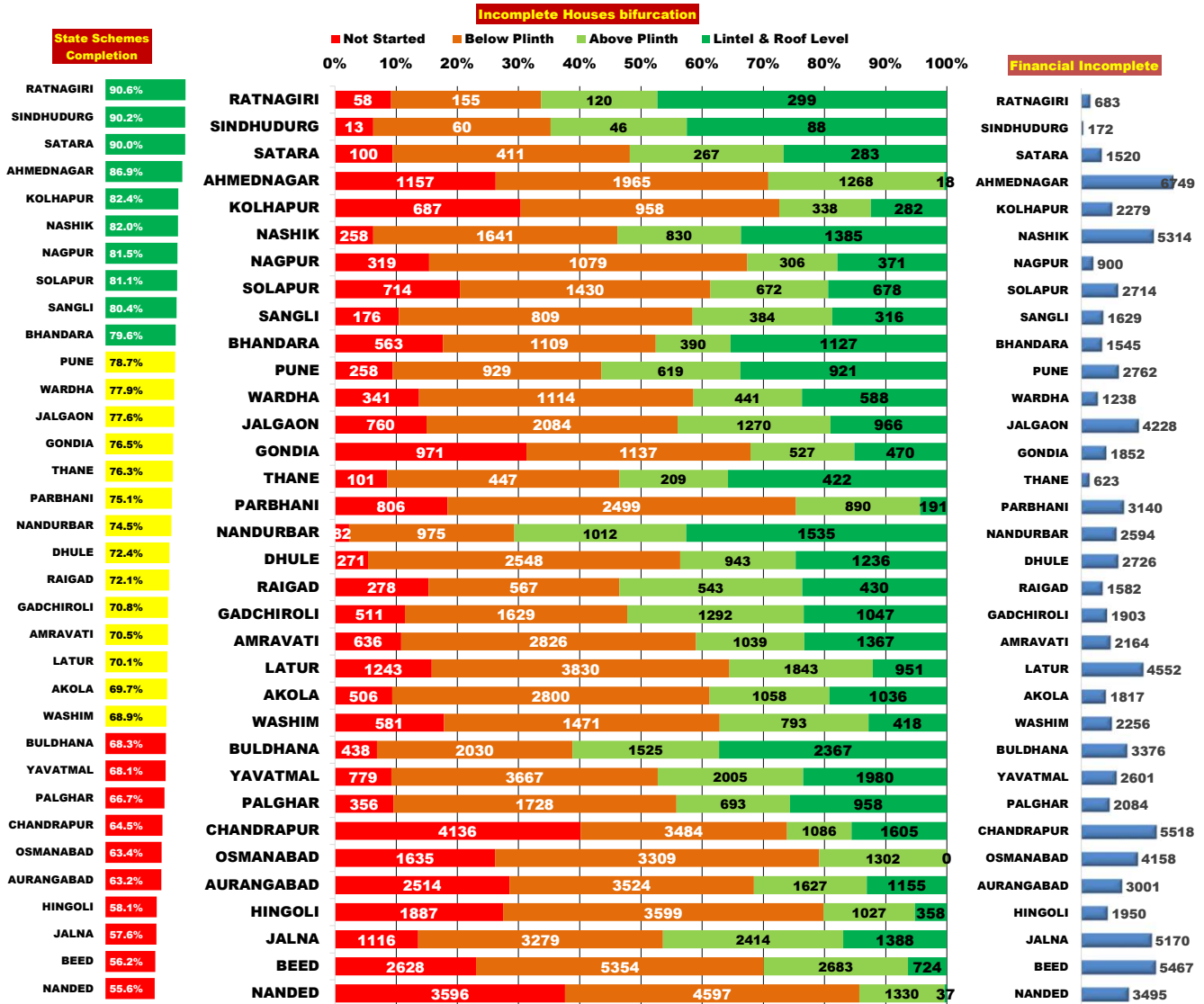
Sr. No.	District	Target	13.05.2023	14.05.2023	Daily_Achievement	Remaining
1	BULDHANA	21616	20073	20075	2	1541
2	AHMEDNAGAR	35298	33737	33737	0	1561
3	AKOLA	23681	17823	17823	0	5858
4	AMRAVATI	23224	19878	19878	0	3346
5	AURANGABAD	26141	23953	23953	0	2188
6	BEED	26878	26007	26007	0	871
7	BHANDARA	17612	15599	15599	0	2013
8	DHULE	21790	18086	18086	0	3704
9	GADCHIROLI	16834	15329	15329	0	1505
10	GONDIA	14261	13196	13196	0	1065
11	HINGOLI	27298	16399	16399	0	10899
12	JALGAON	25851	22723	22723	0	3128
13	JALNA	20609	19311	19311	0	1298
14	KOLHAPUR	13090	12879	12879	0	211
15	LATUR	28004	26312	26312	0	1692
16	NAGPUR	16291	11223	11223	0	5068
17	NANDED	26760	21529	21529	0	5231
18	NANDURBAR	26578	14138	14138	0	12440
19	NASHIK	32035	22862	22862	0	9173
20	OSMANABAD	24853	17065	17065	0	7788
21	PALGHAR	11792	11208	11208	0	584
22	PARBHANI	19784	17648	17648	0	2136
23	PUNE	14672	12773	12773	0	1899
24	RAIGAD	7418	6509	6509	0	909
25	RATNAGIRI	7129	6691	6691	0	438
26	SANGLI	8732	8604	8604	0	128
27	SATARA	10647	10647	10647	0	0
28	SINDHUDURG	2141	2108	2108	0	33
29	SOLAPUR	18718	18477	18477	0	241
30	THANE	6264	4980	4980	0	1284
31	WARDHA	13147	11250	11250	0	1897
32	WASHIM	11503	10491	10491	0	1012
33	YAVATMAL	30045	26445	26445	0	3600
34	CHANDRAPUR	40285	29012	29009	-3	11276
Total		670981	564965	564964	2	106017

Remaining Sanction RANK

SATARA	0
SINDHUDURG	33
SANGLI	128
KOLHAPUR	211
SOLAPUR	241
RATNAGIRI	438
PALGHAR	584
BEED	871
RAIGAD	909
WASHIM	1012
GONDIA	1065
THANE	1284
JALNA	1298
GADCHIROLI	1505
BULDHANA	1541
AHMEDNAGAR	1561
LATUR	1692
WARDHA	1897
PUNE	1899
BHANDARA	2013
PARBHANI	2136
AURANGABAD	2188
JALGAON	3128
AMRAVATI	3346
YAVATMAL	3600
DHULE	3704
NAGPUR	5068
NANDED	5231
AKOLA	5858
OSMANABAD	7788
NASHIK	9173
HINGOLI	10899
CHANDRAPUR	11276
NANDURBAR	12440

राज्यपुरस्कृत आवास योजना ग्रामीण - पूर्ण घरकूले

Sr. No.	Division	Sanction	13.05.2023	14.05.2023	Daily Achievement	Remaining	Avg. Completed Per Day From 20.11.22 to Today	To be Completed in Per Day till 05.06.23
1	AURANGABAD DIV.	168224	104885	104891	6	63333	84	2879
2	AMRAVATI DIV.	94712	65386	65390	4	29322	53	1333
3	KONKAN DIV.	31496	23922	23925	3	7571	15	344
4	PUNE DIV.	63380	52147	52148	1	11232	23	511
5	NASHIK DIV.	111546	89341	89342	1	22204	64	1009
6	NAGPUR DIV.	95606	69962	69963	1	25643	42	1166
Total		564964	405643	405659	16	159305	282	7241



राज्यपुरस्कृत आवास योजना ग्रामीण - पूर्ण घरकूले

Sr. No.	District	Sanction	13.05.2023	14.05.2023	Daily Achievement	Remaining	Avg. Completed Per Day From 20.11.22 to Today	To be Completed in Per Day till 05.06.23
1	LATUR	26312	18441	18445	4	7867	13	358
2	RAIGAD	6509	4688	4691	3	1818	3	83
3	AKOLA	17823	12421	12423	2	5400	9	245
4	BEED	26007	14616	14618	2	11389	13	518
5	AHMEDNAGAR	33737	29328	29329	1	4408	27	200
6	AMRAVATI	19878	14009	14010	1	5868	9	267
7	CHANDRAPUR	29009	18697	18698	1	10311	12	469
8	SOLAPUR	18477	14982	14983	1	3494	7	159
9	YAVATMAL	26445	18013	18014	1	8431	13	383
10	AURANGABAD	23953	15133	15133	0	8820	9	401
11	BHANDARA	15599	12410	12410	0	3189	4	145
12	BULDHANA	20075	13715	13715	0	6360	15	289
13	DHULE	18086	13088	13088	0	4998	9	227
14	GADCHIROLI	15329	10850	10850	0	4479	9	204
15	GONDIA	13196	10091	10091	0	3105	8	141
16	HINGOLI	16399	9528	9528	0	6871	6	312
17	JALGAON	22723	17643	17643	0	5080	11	231
18	JALNA	19311	11114	11114	0	8197	23	373
19	KOLHAPUR	12879	10614	10614	0	2265	3	103
20	NAGPUR	11223	9148	9148	0	2075	3	94
21	NANDED	21529	11969	11969	0	9560	8	435
22	NANDURBAR	14138	10534	10534	0	3604	6	164
23	NASHIK	22862	18748	18748	0	4114	12	187
24	OSMANABAD	17065	10822	10822	0	6243	9	284
25	PALGHAR	11208	7473	7473	0	3735	6	170
26	PARBHANI	17648	13262	13262	0	4386	4	199
27	PUNE	12773	10046	10046	0	2727	5	124
28	RATNAGIRI	6691	6059	6059	0	632	3	29
29	SANGLI	8604	6919	6919	0	1685	3	77
30	SATARA	10647	9586	9586	0	1061	5	48
31	SINDHUDURG	2108	1901	1901	0	207	1	9
32	THANE	4980	3801	3801	0	1179	2	54
33	WARDHA	11250	8766	8766	0	2484	6	113
34	WASHIM	10491	7228	7228	0	3263	7	148
Total		564964	405643	405659	16	159305	282	7241

प्रधानमंत्री आवास योजना ग्रामीण - हप्ते वितरण

Sr. No.	Division	1st Installment (Daily Achivement)	1st Installment Remaining	2nd Installment (Daily Achivement)	2nd Installment Remaining	3rd Installment (Daily Achivement)	3rd Installment Remaining
1	AMRAVATI DIV.	166	30420	425	31964	445	16191
2	AURANGABAD DIV.	145	20079	452	52542	327	24413
3	NASHIK DIV.	89	10510	342	38945	447	23155
4	NAGPUR DIV.	48	10319	202	20702	288	12956
5	PUNE DIV.	59	9617	157	16378	124	6980
6	KONKAN DIV.	5	389	34	3558	71	3423
Total		512	81334	1612	164089	1702	87118

PMAY-G 1st Ins Pending

SINDHUDURG	4
RAIGAD	12
RATNAGIRI	90
THANE	90
PALGHAR	193
GADCHIROLI	316
SANGLI	471
KOLHAPUR	543
SATARA	877
DHULE	989
NASHIK	1113
PARBHANI	1159
NANDURBAR	1340
GONDIA	1427
WARDHA	1586
NAGPUR	1920
JALNA	1957
HINGOLI	1998
CHANDRAPUR	2071
PUNE	2232
LATUR	2306
AURANGABAD	2742
BHANDARA	2999
WASHIM	3004
AHMEDNAGAR	3010
OSMANABAD	3154
BEED	3365
NANDED	3398
YAVATMAL	3855
AKOLA	3976
JALGAON	4058
SOLAPUR	5494
BULDHANA	8115
AMRAVATI	11470

PMAY-G 2nd Ins Pending

SINDHUDURG	221
RATNAGIRI	414
RAIGAD	524
THANE	589
SATARA	1128
WARDHA	1243
PALGHAR	1810
OSMANABAD	1825
PUNE	2306
KOLHAPUR	2590
GADCHIROLI	2677
NAGPUR	2952
HINGOLI	3157
WASHIM	3210
AHMEDNAGAR	3765
SANGLI	3923
GONDIA	4205
LATUR	4305
CHANDRAPUR	4450
JALNA	4483
AKOLA	5035
BHANDARA	5175
AURANGABAD	5717
PARBHANI	5864
BULDHANA	6002
NASHIK	6003
SOLAPUR	6431
DHULE	6853
BEED	8244
AMRAVATI	8845
YAVATMAL	8872
NANDURBAR	9805
JALGAON	12519
NANDED	18947

PMAY-G 3rd Ins Pending

SINDHUDURG	295
RAIGAD	382
RATNAGIRI	416
THANE	575
WARDHA	942
KOLHAPUR	974
SATARA	1028
PUNE	1103
NAGPUR	1395
HINGOLI	1481
SANGLI	1542
PALGHAR	1755
LATUR	1905
AKOLA	2095
GADCHIROLI	2278
SOLAPUR	2333
WASHIM	2352
BHANDARA	2437
AURANGABAD	2516
CHANDRAPUR	2650
PARBHANI	2871
JALNA	2967
OSMANABAD	3002
BULDHANA	3006
AHMEDNAGAR	3010
GONDIA	3254
AMRAVATI	3349
BEED	3609
DHULE	3836
NASHIK	3971
JALGAON	4251
YAVATMAL	5389
NANDED	6062
NANDURBAR	8087

प्रधानमंत्री आवास योजना ग्रामीण - हप्ते वितरण

Sr. No.	District	1st Installment (Daily Achivement)	1st Installment Remaining	2nd Installment (Daily Achivement)	2nd Installment Remaining	3rd Installment (Daily Achivement)	3rd Installment Remaining
1	YAVATMAL	22	3855	197	8872	204	5389
2	NANDURBAR	15	1340	176	9805	190	8087
3	NANDED	54	3398	135	18947	100	6062
4	AURANGABAD	29	2742	150	5717	105	2516
5	JALGAON	55	4058	64	12519	108	4251
6	CHANDRAPUR	21	2071	85	4450	118	2650
7	AMRAVATI	32	11470	84	8845	95	3349
8	BULDHANA	68	8115	66	6002	68	3006
9	AKOLA	13	3976	64	5035	64	2095
10	NASHIK	11	1113	44	6003	74	3971
11	SOLAPUR	46	5494	45	6431	33	2333
12	AHMEDNAGAR	3	3010	44	3765	55	3010
13	BHANDARA	10	2999	45	5175	45	2437
14	GONDIA	2	1427	32	4205	58	3254
15	PARBHANI	6	1159	60	5864	20	2871
16	GADCHIROLI	5	316	27	2677	52	2278
17	LATUR	22	2306	24	4305	31	1905
18	PUNE	6	2232	51	2306	13	1103
19	HINGOLI	14	1998	31	3157	22	1481
20	SATARA	6	877	27	1128	34	1028
21	OSMANABAD	8	3154	32	1825	26	3002
22	WASHIM	31	3004	14	3210	14	2352
23	BEED	12	3365	19	8244	23	3609
24	THANE	4	90	19	589	28	575
25	SANGLI	1	471	25	3923	22	1542
26	DHULE	5	989	14	6853	20	3836
27	KOLHAPUR	0	543	9	2590	22	974
28	NAGPUR	7	1920	8	2952	8	1395
29	PALGHAR	0	193	5	1810	17	1755
30	SINDHUDURG	0	4	4	221	11	295
31	WARDHA	3	1586	5	1243	7	942
32	RATNAGIRI	1	90	2	414	9	416
33	RAIGAD	0	12	4	524	6	382
34	JALNA	0	1957	1	4483	0	2967
	Total	512	81334	1612	164089	1702	87118

राज्यपुरस्कृत आवास योजना ग्रामीण - हप्ते वितरण

Sr. No.	Division	1st Installment (Daily Achievement)	1st Installment Remaining	2nd Installment (Daily Achievement)	2nd Installment Remaining	3rd Installment (Daily Achievement)	3rd Installment Remaining
1	AURANGABAD DIV.	847	15425	418	29991	447	13116
2	NAGPUR DIV.	738	6841	213	9552	199	4042
3	AMRAVATI DIV.	166	2940	329	12794	272	6420
4	NASHIK DIV.	79	2528	108	9213	125	5323
5	KONKAN DIV.	108	806	97	2957	93	1611
6	PUNE DIV.	21	1935	43	4537	60	2280
Total		1959	30475	1208	69044	1196	32792

State Schemes 1st Ins Pending

SINDHUDURG	13
RATNAGIRI	58
NANDURBAR	82
SATARA	100
THANE	101
SANGLI	176
PUNE	258
NASHIK	258
DHULE	271
RAIGAD	278
NAGPUR	319
WARDHA	341
PALGHAR	356
BULDHANA	438
AKOLA	506
GADCHIROLI	511
BHANDARA	563
WASHIM	581
AMRAVATI	636
KOLHAPUR	687
SOLAPUR	714
JALGAON	760
YAVATMAL	779
PARBHANI	806
GONDIA	971
JALNA	1116
AHMEDNAGAR	1157
LATUR	1243
OSMANABAD	1635
HINGOLI	1887
AURANGABAD	2514
BEED	2628
NANDED	3596
CHANDRAPUR	4136

State Schemes 2nd Ins Pending

SINDHUDURG	60
RATNAGIRI	155
SATARA	411
THANE	447
RAIGAD	567
SANGLI	809
PUNE	929
KOLHAPUR	958
NANDURBAR	975
NAGPUR	1079
BHANDARA	1109
WARDHA	1114
GONDIA	1137
SOLAPUR	1430
WASHIM	1471
GADCHIROLI	1629
NASHIK	1641
PALGHAR	1728
AHMEDNAGAR	1965
BULDHANA	2030
JALGAON	2084
PARBHANI	2499
DHULE	2548
AKOLA	2800
AMRAVATI	2826
JALNA	3279
OSMANABAD	3309
CHANDRAPUR	3484
AURANGABAD	3524
HINGOLI	3599
YAVATMAL	3667
LATUR	3830
NANDED	4597
BEED	5354

State Schemes 3rd Ins Pending

SINDHUDURG	46
RATNAGIRI	120
THANE	209
SATARA	267
NAGPUR	306
KOLHAPUR	338
SANGLI	384
BHANDARA	390
WARDHA	441
GONDIA	527
RAIGAD	543
PUNE	619
SOLAPUR	672
PALGHAR	693
WASHIM	793
NASHIK	830
PARBHANI	890
DHULE	943
NANDURBAR	1012
HINGOLI	1027
AMRAVATI	1039
AKOLA	1058
CHANDRAPUR	1086
AHMEDNAGAR	1268
JALGAON	1270
GADCHIROLI	1292
OSMANABAD	1302
NANDED	1330
BULDHANA	1525
AURANGABAD	1627
LATUR	1843
YAVATMAL	2005
JALNA	2414
BEED	2683

राज्यपुरस्कृत आवास योजना ग्रामीण -हप्ते वितरण

Sr. No.	District	1st Installment (Daily Achievement)	1st Installment Remaining	2nd Installment (Daily Achievement)	2nd Installment Remaining	3rd Installment (Daily Achievement)	3rd Installment Remaining
1	CHANDRAPUR	585	4136	27	3484	39	1086
2	HINGOLI	290	1887	66	3599	48	1027
3	NANDED	282	3596	43	4597	54	1330
4	YAVATMAL	81	779	137	3667	94	2005
5	LATUR	62	1243	82	3830	98	1843
6	AURANGABAD	53	2514	94	3524	92	1627
7	AMRAVATI	33	636	104	2826	76	1039
8	JALNA	60	1116	54	3279	75	2414
9	AKOLA	21	506	62	2800	58	1058
10	GADCHIROLI	20	511	59	1629	59	1292
11	GONDIA	51	971	40	1137	40	527
12	AHMEDNAGAR	2	1157	60	1965	64	1268
13	PALGHAR	13	356	62	1728	48	693
14	RAIGAD	85	278	18	567	17	543
15	NAGPUR	64	319	36	1079	17	306
16	BEED	63	2628	28	5354	23	2683
17	OSMANABAD	1	1635	39	3309	46	1302
18	WARDHA	4	341	38	1114	30	441
19	NASHIK	40	258	3	1641	16	830
20	PARBHANI	36	806	12	2499	11	890
21	BULDHANA	7	438	19	2030	32	1525
22	NANDURBAR	0	82	28	975	21	1012
23	WASHIM	24	581	7	1471	12	793
24	DHULE	26	271	4	2548	12	943
25	SOLAPUR	9	714	13	1430	20	672
26	BHANDARA	14	563	13	1109	14	390
27	JALGAON	11	760	13	2084	12	1270
28	RATNAGIRI	1	58	6	155	23	120
29	KOLHAPUR	0	687	7	958	18	338
30	SATARA	11	100	7	411	7	267
31	PUNE	1	258	11	929	11	619
32	THANE	9	101	11	447	1	209
33	SANGLI	0	176	5	809	4	384
34	SINDHUDURG	0	13	0	60	4	46
	Total	1959	30475	1208	69044	1196	32792

प्रधानमंत्री आवास योजना ग्रामीण - Delayed Houses

■ पहिला हप्ता मिळाल्यानंतर १२ महिने उलटूनही अपूर्ण घरकुले
 ■ पहिला हप्ता मिळाल्यानंतर १८ महिने उलटूनही अपूर्ण घरकुले
 ■ पहिला हप्ता मिळाल्यानंतर १० दिवसानंतरही दुसरा हप्ता न मिळालेली घरकुले
 ■ दुसरा हप्ता मिळाल्यानंतर १० दिवसानंतरही तिसरा हप्ता न मिळालेली घरकुले
 ■ तिसरा हप्ता मिळाल्यानंतर १० दिवसानंतरही अपूर्ण घरांची संख्या

AHMEDNAGAR	2476	1771	3164	1590	47
AKOLA	4201	3507	3536	862	579
AMRAVATI	7472	5595	7265	1520	1067
AURANGABAD	2403	2248	4889	1087	444
BEED	2184	1863	6817	1621	480
BHANDARA	6992	5258	4713	771	2278
BULDHANA	2640	2159	3998	859	717
CHANDRAPUR	3032	1953	3430	695	291
DHULE	5706	4103	5870	2264	1649
GADCHIROLI	3975	2456	2253	1222	902
GONDIA	1883	1814	3220	1035	143
HINGOLI	1030	668	2588	478	98
JALGAON	7882	6648	11075	1982	698
JALNA	1368	1082	3229	793	308
KOLHAPUR	1941	737	2392	292	111
LATUR	795	726	2689	462	54
NAGPUR	3347	2327	2553	446	587
NANDED	9661	9171	14628	2022	371
NANDURBAR	11556	9974	7125	4627	5158
NASHIK	7048	3582	4777	2044	1572
OSMANABAD	1044	585	1224	430	7
PALGHAR	907	648	1337	726	533
PARBHANI	859	737	4496	577	110
PUNE	2252	1731	1930	516	463
RAIGAD	738	239	480	232	166
RATNAGIRI	178	44	332	136	66
SANGLI	3015	2316	3443	557	153
SATARA	686	378	834	233	154
SINHDURG	141	87	195	67	29
SOLAPUR	4950	4585	5002	1223	516
THANE	209	188	549	167	188
WARDHA	1161	806	942	210	241
WASHIM	1227	869	2536	436	95
YAVATMAL	6499	4369	7079	1816	1720